



Consortium Member User Guide

Table of Contents

1.0	Introduction	3
1.1	General Overview.....	3
1.2	Casemaker Development.....	4
2.0	Accessing Casemaker and the Library Contents	4
2.1	Accessing Casemaker	4
2.2	Casemaker Library Contents	5
3.0	Conducting Research Using Casemaker	7
3.1	The Casemaker Navigation Bar.....	7
3.1.1	Search Navigation Bar.....	7
3.1.2	Document Navigation Bar	7
3.1.3	Navigation Bar Buttons	7
3.2	Browsing using Casemaker	8
3.3	Search Logic and Types of Searches	9
3.3.1	“And” Search.....	9
3.3.2	“Or” Search.....	9
3.3.3	Phrase Search.....	9
3.3.4	Exclusion Search	9
3.3.5	Thesaurus Expansion Search.....	10
3.3.6	Prefix and Suffix Expansion Search	10
3.4	Your Search Results.....	10
3.4.1	Successful Search	10
3.4.2	Revise Search	11
4.0	Advanced Searches and Beyond	11
4.1	Advanced Search Screen	11
4.2	Word Forms	12
4.3	Proximity	12
4.4	Result Order.....	12
4.5	Using the casecheck™	12
4.6	Locating Your Keywords.....	13
4.7	SuperCODE™	13
4.8	Casemaker Net Snippets.....	14
5.0	Additional Helpful Tips	15
5.1	Multiple Book Searches Using Multiple Browsers	15
5.2	Printing	15
5.3	Copying a Case to a Word Processing File.....	15
5.4	Frequently Asked Questions.....	16

1.0 Introduction

1.1 General Overview

The legal community is flocking to the Internet. The World Wide Web intrigues the legal community for a variety of reasons. For many lawyers the draw is content. Lawyers are using the Internet to conduct legal research. Information is now available that would be too time-consuming, too costly or next to impossible to acquire through the traditional print channels. Not only can lawyers readily find recent cases, statutes, and regulations, but also important information on companies, products, and people.

Another enticing aspect of the Internet is the fact that its communication capabilities are virtually limitless. The marketing potential inherent in the Internet is very attractive to those in the legal profession. Many legal professionals create their own space on the Internet to advertise their services. The Internet is the Yellow Pages of the future.

The use of e-mail has transformed the way we communicate. In many ways, electronic communications far exceed the capabilities of the telephone and are a much more efficient form of communication for lawyers. Through the use of e-mail, messages can now become permanent records that are not subject to errors of memory. All of these uses of the Internet carry the potential to drastically change the practice of law.

Although the Internet continues to expand the amount of information available, it does have limitations as a research tool, especially when the information is free-of-charge.

The following are some of the limitations you can expect:

1. **Incomplete Coverage** - Despite the vast resources available on the Web, there is a problem with incomplete materials. In many instances, free legal research Web sites have very limited resources of case law.
2. **Transient Materials** - Have you ever book-marked a Web site and come back later only to find that the site is no longer at that Web address and there is no forwarding address?
3. **No Guarantee of Currency** - When you go to many of the free legal resources on the Internet it can be difficult to find out how current the data is that you are researching. There isn't the comfort level you would have if you were researching on some of the more established fee-based services where currency is provided along with the data.
4. **Weak and Varying Search Engines** - Going from site to site you will notice that the quality and the functionality of the search engines vary greatly. Some sites do a better job than others, but you will find that each site has different search logic, making consistent research difficult. For example, if you have a particular search plugged into the U.S. Supreme Court Decisions on one site, you can't conduct your search, copy and paste the same search into another site with a different search engine and expect the same results.

After surveying the landscape of legal resources on the Internet and some of the problems with various sites, we felt that lawyers would welcome a research library via the Internet that addressed many of the problems just mentioned.

1.2 Casemaker Development

Casemaker is a subsidiary of the Lawriter Corporation®. Lawriter is an electronic publishing company located in Cincinnati that is owned and operated by trial attorney Joseph Shea III. Lawriter has been in the electronic legal publishing business since the mid 1980s and had been partnered with Anderson Publishing®. In 1995, Anderson Publishing partnered with Lexis-Nexis® and Lawriter was left with a huge library of Ohio case law and statutes. Lawriter approached the Ohio State Bar Association about producing a legal research product using Shea's data. The OSBA began working with Lawriter in late 1995 on the Casemaker CD-ROM library.

By 1998, the OSBA and Lawriter observed the huge growth of the Internet and realized that the future of Casemaker was on the Internet. In 1999, after a careful market and competitive analysis, Lawriter and the OSBA developed and launched the online version of Casemaker. Soon after the launch, traffic on the OSBA Web site increased from around 300,000 hits per month to well over 3 million per month. This increased traffic was a direct result of Casemaker.

As a result of the huge success of Casemaker in Ohio, the OSBA Lawriter partnership evolved, with both organizations collaborating to create an entity called Lawriter, LLC. The concept was simple—create an alliance with other state bars in order to produce their state's electronic legal library. This would provide state bars across the country access to information not available on competing services' websites. In June 2000, the Nebraska State Bar was the first to join the Casemaker Consortium.

The Consortium allows lawyers of all subscribing states unlimited access to any member states' libraries and to Casemaker's Federal library. There are currently more than twenty state bars participating in the consortium. As each state joins, it pays a fee to have the library expanded to add that particular state's cases and statutes. Each state bar prescribes what specific information would be most helpful to its members. Casemaker charges no per-visit or per-minute fee making it the most economical legal search tool on the market.

2.0 Accessing Casemaker and the Library Contents

2.1 Accessing Casemaker

Casemaker Consortium bars differ in their accessing set up of Casemaker. But generally, go to your State Bar Association home page. Once you are there, locate the Casemaker link and click on it. You will be directed to a log on link. Enter the required information to log in and click on the "Log In" button. Initially you will be required to confirm your acceptance of the License Agreement in order to access Casemaker. Depending upon the bar's agreement with Lawriter, this may happen periodically.

The screenshot shows the Ohio State Bar Association website. At the top left is the logo for the Ohio State Bar Association, celebrating its 125th anniversary. A navigation bar includes links for Member Resources, Public, Publications, CLE, Casemaker, and Join. The Casemaker link is highlighted, and a dropdown menu shows options for Enter, User Guide, and Tutorials. The main content area features a 'FEATURE STORY' titled 'Attend the Solo and Small Office Technology Conference', with a brief description and a 'Click' link. On the right side, there is a 'Calendar' section listing upcoming events: 9/29/2005: Federal Conference 2005, 10/6/2005: Bankrup, 10/7/2005: Corpora, and 10/10/2005: Distric. A small image of a person is visible in the bottom right corner of the main content area.

State Bar of Georgia
Lawyers Serving the Public and the Justice System

Home » Casemaker

Casemaker

Please note: *First-time users*, enter your bar number in the "Bar Number" field and your *last name* in the "Password" field. Upon entering this information you will be re-directed to a page requesting your e-mail address and new permanent password.

Bar Number

Password

Log In

[forgot your password?](#)

Georgia CASEMAKER
Online Law Library

Casemaker is a unique online legal research tool with a powerful search engine providing access to a combination of state and federal materials, which was launched by the Ohio State Bar Association in 1998. Casemaker includes historic to current cases, statutes, and regulations.

The Casemaker Consortium represents nearly 350,000 lawyers who are state bar association members in 19 states: Alabama, Colorado, Connecticut, Georgia, Idaho, Indiana, Maine, Massachusetts, Mississippi, Nebraska, New Hampshire, North Carolina, Ohio, Oregon, Rhode Island, South Carolina, Texas, Utah and Vermont. A host of other states are currently considering membership in the Casemaker Consortium.

[Casemaker Frequently Asked Questions](#)
[Casemaker User Manual](#)
[Georgia Casemaker Library](#)

2.2 Casemaker Library Contents

The Casemaker contains a library of state and federal resources (please see Web for current library contents).

http://www.lawriter.net - Casemaker Web Library - Library Contents - Microsoft Internet Explorer

CASEMAKER Casemaker Web Library Analytical Material Casemaker Learning Center Casemaker News Updates powered by Lawriter

Library Contents

Federal Library	Mississippi Library
Nationwide Collections	Nebraska Library
	New Hampshire Library
Alabama Library	North Carolina Library
Colorado Library	Ohio Library
Connecticut Library	Oregon Library
Georgia Library	Rhode Island Library
Idaho Library	South Carolina Library
Indiana Library	Texas Library
Kentucky Library	Utah Library
Maine Library	Vermont Library
Massachusetts Library	Washington Library
Michigan Library	West Virginia Library

Casemaker's Efforts to Aid Law Students Affected by Hurricane Katrina

The Casemaker Consortium of state bar associations is offering assistance to the law students Tulane or Loyola Universities and other schools directly affected by Katrina. We will assist in locating placement in another law school while these universities are closed or locating a clerkship with a firm or court.

Please e-mail us at reliefvictims@lawriter.net or call 1-866-545-3532 if you know of a student in need or if you can provide a clerkship or assistance with placement within a law school on a temporary basis for these displaced students.

Now is the time to lend a hand to the future of those who will carry on the legal profession.

reliefvictims@lawriter.net

http://www.lawriter.net/casemaker/ncarolina.php?sid=e45da6e16766c9ef68e222b04b6b3650

Federal Library Contents:

Federal Library

- [U.S. Cir. Opinions](#)
- [U.S. Supreme Court Opinions](#)
- [Federal Court Rules](#)
- [U.S. Constitution](#)
- [United States Code \(USC\)](#)
- [Federal Code of Regulations](#)

Nationwide Collections

Nationwide Collections

- [Comb. State Supreme Court](#)
- [Comb. Ethics Opinions](#)

Texas Library Contents:

Texas Library

- [Texas Case Law since 1929](#)
- [Texas Constitution](#)
- [Texas Statutes](#)
- [Texas Court Rules](#)
- [Texas Federal Rules](#)
- [Texas Attorney General Opinions](#)
- [Austin Municipal Code](#)
- [Dallas Municipal Code](#)
- [Fort Worth Municipal Code](#)
- [Houston Municipal Code](#)
- [San Antonio Municipal Code](#)

The screenshot shows a Microsoft Internet Explorer browser window displaying the CasemakerWebLibrary website. The browser's address bar shows the URL 'http://www.lawriter.net/casemak'. The website's header features the 'CASEMAKER' logo and the text 'powered by Lawriter'. The main content area is titled 'Nationwide Collections' and contains a table with the following data:

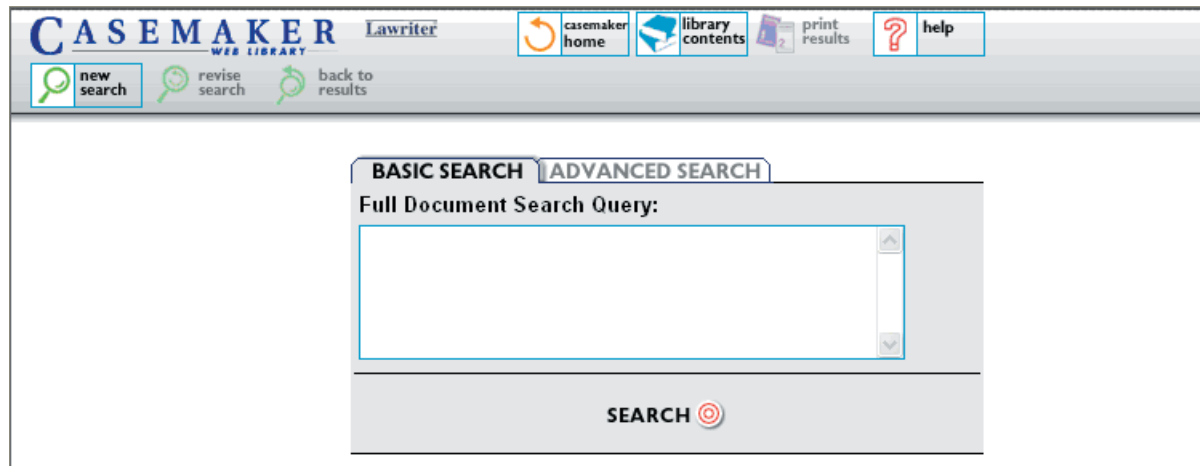
Data Set	Currency
Combined State Cases Current year's Consortium states cases Additional current year states' cases as available	06/30/2005
National Ethics Opinions	06/30/2005

3.0 Conducting Research Using the Casemaker

3.1 The Casemaker Navigation Bar

3.1.1 Search Navigation Bar

Type your search information into the box that appears on the Search screen.



3.1.2 Document Navigation Bar

Once you open a document, this is the navigation bar that will appear on your screen.



3.1.3 Navigation Bar Buttons

Take a moment and familiarize yourself with the buttons on the navigational bars. This information is also available in the help section of Casemaker.

CASEMAKER NAVIGATION BAR

[HELP](#)

	Sends you back to the Casemaker Web Library home page.
	Library Contents sends you to the list of all library commands.
	Formats the current case or code section for printing, taking out all of the Casemaker navigation buttons.
	Formats the hierarchical list of documents, taking out all of the Casemaker navigation buttons.
	Formats the current list of search results for printing, taking out all of the Casemaker navigation buttons. This will print only the current page of results you are viewing.
	Takes you to a section that provides tips and commonly asked questions about the Casemaker Web Library.
	Places you in browse mode. This mode allows you to scroll through a particular book.
	Places you in search mode allowing you to use the basic or advanced search functions.

	Clears all previous searches and allows you to begin a new search within the previously selected book.
	Allows you to modify an existing search within a selected book. (Ideal when the original search brings up too many results.)
	Brings you back to your search results.
	Allows you to move backwards to the previous search result.
	Allows you to move forward to the next search result.
	Returns you to the hierarchical view of documents allowing you to quickly navigate to other sections of the book.
	Allows you to move backwards to the previous document.
	Allows you to move forward to the next document.

3.2 Browsing Using Casemaker

The browse function in Casemaker allows users to click down to the desired library resource without developing search strings.

The screenshot shows the Casemaker web library interface. At the top, there is a navigation bar with the Casemaker logo and several utility buttons: "casemaker home", "library contents", "print doc list", and "help". Below this, there are two tabs: "browse mode" (selected) and "search mode". The main content area is titled "BROWSE" and displays a hierarchical menu structure:

- ▼ Statutes and Session Law
 - ▼ TITLE 8 EMINENT DOMAIN
 - ▼ CHAPTER 8.04 EMINENT DOMAIN BY STATE
 - 8.04.010 Petition for appropriation -- Contents.
 - 8.04.020 Notice -- Contents -- Service -- Publication.
 - 8.04.060 Adjournment of proceedings -- Further notice.
 - 8.04.070 Hearing -- Order adjudicating public use.
 - 8.04.080 Order to direct determination of damages and offsetting ...
 - 8.04.090 Order for immediate possession -- Payment of tender into ...

 - 8.04.092 Determination of adequacy of payment -- Jury trial -- Costs.
 - 8.04.094 Demand for trial -- Time of trial -- Decree of ...
 - 8.04.097 Acquisition when several ownerships.
 - 8.04.098 Acquisition when several ownerships -- Public use.
 - 8.04.099 Acquisition when several ownerships -- Selection of single ...

 - 8.04.100 Cases may be consolidated for trial.
 - 8.04.110 Trial -- Damages to be found.
 - 8.04.112 Damages to buildings.
 - 8.04.114 Damages to buildings -- Where based on readjustment or ...

Find the individual statute, then click on it to access the full text of the statute.

Once in the statute, if other statutes are cited, you can use the hypertext link that appears in blue/purple to go directly to that statute.

The screenshot shows a Microsoft Internet Explorer browser window displaying the full text of statute 8.04.070. The browser's address bar shows the URL: <http://www.lawriter.net> - Statutes and Session Law - Browse Document - Microsoft Internet Explorer. The browser's menu bar includes File, Edit, View, Favorites, Tools, and Help. The toolbar contains various navigation and utility icons. The Casemaker web library interface is visible within the browser window, showing the same hierarchical menu structure as the previous screenshot. The main content area displays the following text:

§ 8.04.070
[Statutes and Session Law](#)
[TITLE 8 EMINENT DOMAIN](#)
[CHAPTER 8.04 EMINENT DOMAIN BY STATE](#)
8.04.070 Hearing -- Order adjudicating public use.

8.04.070 Hearing -- Order adjudicating public use.

At the time and place appointed for hearing the petition, or to which the hearing may have been adjourned, if the court has satisfactory proof that all parties interested in the lands, real estate, premises or other property described in the petition have been duly served with the notice, and is further satisfied by competent proof that the contemplated use for which the lands, real estate, premises, or other property are sought to be appropriated is really necessary for the public use of the state, it shall make and enter an order, to be recorded in the minutes of the court, and which order shall be final unless appellate review thereof is sought within five days after entry thereof, adjudicating that the contemplated use for which the lands, real estate, premises or other property are sought to be appropriated is really a public use of the state.

[1988 c 202 § 6; 1971 c 81 § 33; 1955 c 213 § 2. Prior: 1925 ex. s. c 98 § 1, part, 1891 c 74 § 4, part, RRS § 894, part.]

NOTES:

Rules of court: Writ procedure superseded by RAP 2.1, 2.2(a)(4), 5.2, 18.22.

Severability -- 1988 c 202: See note following RCW 2.24.050.

© Lawriter Corporation. All rights reserved.

The Casemaker™ Online database is a compilation exclusively owned by Lawriter Corporation. The database is provided for use under the terms, notices and conditions as expressly stated under the online end user license agreement to which all users assent in order to access the database.

The browser's status bar at the bottom shows "Done" and "Internet". The Windows taskbar at the very bottom displays the Start button, several open applications (Doyle - Outlook..., Adobe InDesign..., http://www.law..., Frequently Aske..., Document2 - Mic...), and the system clock showing 10:50 AM Tuesday.

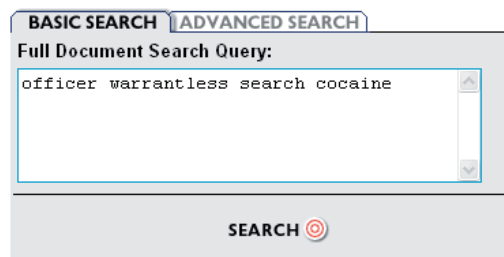
3.3 Search Logic and Types of Searches

The Casemaker search engine uses set logic for queries. Set logic is easier to use and provides more abilities than Boolean searching. Words entered in the query box should be actual search terms you wish to find in the text of the document, not operators such as and, or, etc. Once you develop your search, click the search bulls-eye to perform the search.

3.3.1 “And” Search

The search below is an example of an “and” search using the Casemaker basic search screen. In this example, you will find all cases that contain the words “officer,” “warrantless,” “search” and “cocaine” anywhere in the full text of the case.

To develop an “and” search, put a space between your keywords and click search.

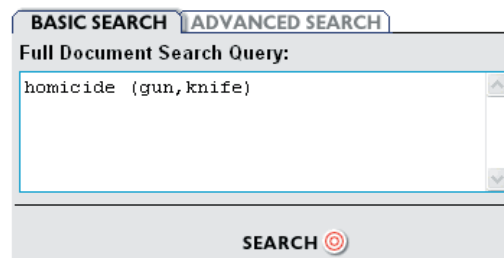


The screenshot shows the 'BASIC SEARCH' tab selected. The 'Full Document Search Query' field contains the text 'officer warrantless search cocaine'. Below the field is a 'SEARCH' button with a target icon.

3.3.2 “Or” Search

The search below is an example of an “or” search using the Casemaker basic search screen. This search will find all cases that have the word “homicide” and the words “gun” or “knife” or both “gun” and “knife.”

To develop an “or” search, put the “or” words inside parentheses and separate them with a comma (no space between the “or” words)

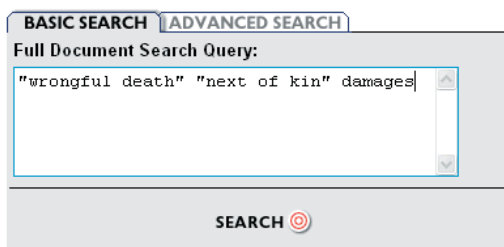


The screenshot shows the 'BASIC SEARCH' tab selected. The 'Full Document Search Query' field contains the text 'homicide (gun,knife)'. Below the field is a 'SEARCH' button with a target icon.

3.3.3 Phrase Search

Phrase searches find the exact text placed inside of quotations. The search below is an example of a phrase search using the Casemaker basic search screen. The search below will find all cases that have the phrases “next of kin,” “wrongful death” and the keyword “damages.”

To develop a phrase search, put the phrase in quotations. You can intermingle phrases and key words within the same search string. The phrases and keywords in this search are separated by spaces.

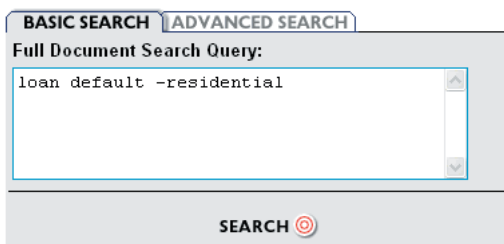


The screenshot shows the 'BASIC SEARCH' tab selected. The 'Full Document Search Query' field contains the text '"wrongful death" "next of kin" damages'. Below the field is a 'SEARCH' button with a target icon.

3.3.4 Exclusion Search

Use a minus sign (-) to exclude any word you do not want to appear in the full-text of your search result. The search below is an example of an “exclusion” search using the Casemaker basic search screen. This search will find all cases that have the word property while excluding cases that have the word “residential.”

To develop an exclusion search, put a minus sign in front of the word you want excluded from the cases in your list of search results (no space between the minus sign and the excluded word).

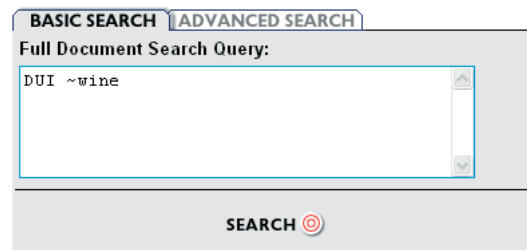


The screenshot shows the 'BASIC SEARCH' tab selected. The 'Full Document Search Query' field contains the text 'loan default -residential'. Below the field is a 'SEARCH' button with a target icon.

3.3.5 Thesaurus Expansion Search

To expand the meaning of a word or phrase within your query, precede it with the tilde character (~). The thesaurus expansion feature allows you to expand your search to find cases that have words related to the keywords in your search. The search below will find all cases that have the words “DUI” and “wine,” as well as cases that have words related to wine, such as “beer,” “alcohol,” etc.

To develop a thesaurus expansion search put the tilde character (~) in front of the keyword you want to expand.

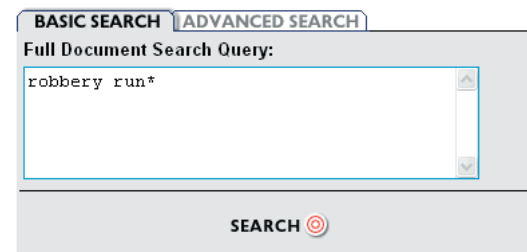


The screenshot shows the Casemaker search interface. At the top, there are two tabs: 'BASIC SEARCH' and 'ADVANCED SEARCH'. Below the tabs is a text input field labeled 'Full Document Search Query:' containing the text 'DUI ~wine'. At the bottom of the interface is a 'SEARCH' button with a magnifying glass icon.

3.3.6 Prefix and Suffix Expansion

The prefix and suffix expansion feature allows you to expand your search to find cases that have different beginnings and endings to the keywords in your search. By using an asterisk (*) following the root word, Casemaker will pick up plurals and other suffixes. In the search below, you will find all cases that have the keyword “run” as well as other endings such as “running,” “runner,” etc.

To develop a prefix / suffix expansion put an asterisk (*) before or after your keyword.



The screenshot shows the Casemaker search interface. At the top, there are two tabs: 'BASIC SEARCH' and 'ADVANCED SEARCH'. Below the tabs is a text input field labeled 'Full Document Search Query:' containing the text 'robbery run*'. At the bottom of the interface is a 'SEARCH' button with a magnifying glass icon.

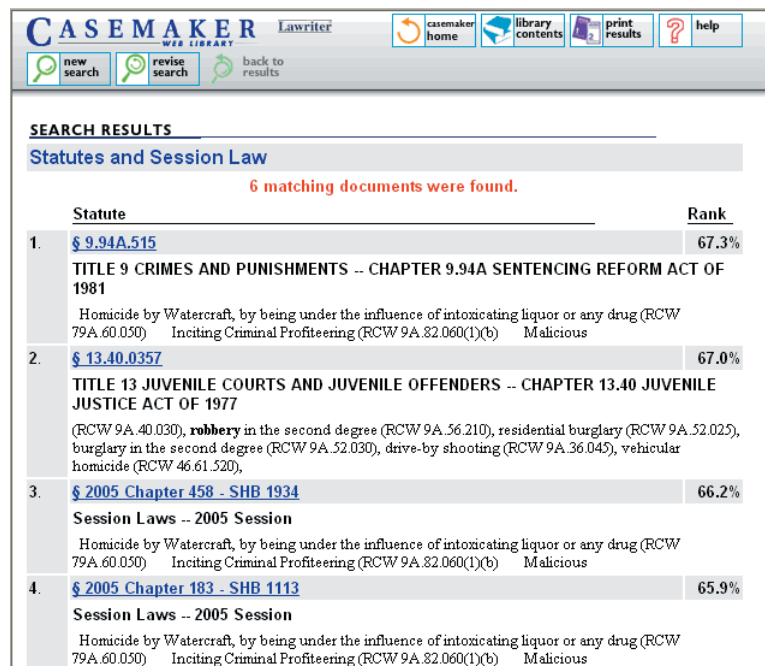
3.4 Your Search Results

3.4.1 Successful Search

Once you click enter, the search results screen will appear. This screen will list the total number of documents found, date decided, as well as the individual rank of the result.

To access one of your results, click on the citation.

The results are typically limited to 100. It is possible to navigate to the next page of results or go directly to a specific page of results by clicking on the hyperlinks at the bottom of the search results page.



The screenshot shows the Casemaker search results page. At the top, there is a navigation bar with the Casemaker logo and several icons: 'new search', 'revise search', 'back to results', 'casemaker home', 'library contents', 'print results', and 'help'. Below the navigation bar is a section titled 'SEARCH RESULTS' with a sub-section 'Statutes and Session Law'. A message indicates '6 matching documents were found.' Below this is a table with columns for 'Statute' and 'Rank'.

	Statute	Rank
1.	§ 9.94A.515 TITLE 9 CRIMES AND PUNISHMENTS -- CHAPTER 9.94A SENTENCING REFORM ACT OF 1981 Homicide by Watercraft, by being under the influence of intoxicating liquor or any drug (RCW 79A.60.050) Inciting Criminal Profiteering (RCW 9A.82.060(1)(b) Malicious	67.3%
2.	§ 13.40.0357 TITLE 13 JUVENILE COURTS AND JUVENILE OFFENDERS -- CHAPTER 13.40 JUVENILE JUSTICE ACT OF 1977 (RCW 9A.40.030), robbery in the second degree (RCW 9A.56.210), residential burglary (RCW 9A.52.025), burglary in the second degree (RCW 9A.52.030), drive-by shooting (RCW 9A.36.045), vehicular homicide (RCW 46.61.520),	67.0%
3.	§ 2005 Chapter 458 - SHB 1934 Session Laws -- 2005 Session Homicide by Watercraft, by being under the influence of intoxicating liquor or any drug (RCW 79A.60.050) Inciting Criminal Profiteering (RCW 9A.82.060(1)(b) Malicious	66.2%
4.	§ 2005 Chapter 183 - SHB 1113 Session Laws -- 2005 Session Homicide by Watercraft, by being under the influence of intoxicating liquor or any drug (RCW 79A.60.050) Inciting Criminal Profiteering (RCW 9A.82.060(1)(b) Malicious	65.9%

3.4.2 Revise Search

If there are no documents meeting your search criteria, the warning box will appear. You will need to either request a new search or revise your search. The revise search button is at the top of the search results page and will allow refinement of the currently selected search criteria. The new search button is also available at the top of the search results page to allow you a quick way to begin a totally new search in the currently selected book.

4.0 Advanced Searches and Beyond

4.1 The Advanced Search Screen

The advanced search screen allows you to pull up documents easily when you already know specific information. For instance, if you know the case name or official citation, you simply go to the cite field, plug in the name or citation and you will retrieve just that case. This concept holds true for all the other fields in the advanced search. The fields in the advanced search can be used in conjunction with keywords in the full document search query box.

The advanced search also allows you to narrow your keyword search using the date range fields and the proximity pull-down menu or expand your search using the word forms feature.

Full Document Search Query: This field is the same as the one displayed on the basic search template.

Cite: This field has radio buttons associated with it. The buttons are the Official Cite, Case Name, Northeastern Cite. The Cite field has different requirements depending on which radio button is selected.

Official Cite must be entered exactly as it is shown in the library documents, e.g., 89 Ohio St.2d 29

Case Name can be either party's name or both parties. If you use both parties, separate the names only with a space (do not include the "v.").

Northeastern Cite must be entered exactly as it is shown in the library documents, e.g., 443 N.E.2d 189

Web Cite: Must be entered exactly as it is shown in the document.
e.g., 2004-Ohio-4124.

Original Case: The court's docket number.

Syllabus: Outline of the case holding, if available.

The screenshot shows the 'ADVANCED SEARCH' interface. It includes a 'Group To Search:' dropdown set to 'All Groups', a 'Full Document Search Query:' text box, and radio buttons for 'Official Cite', 'Case Name', and 'Northeastern Cite'. Below these are input fields for 'Cite:', 'Web Cite:', 'OrigCase:', 'Syllabus:', 'Court:', 'Attorney:', 'Judge:', and 'Judges:'. There are also date range fields for 'Date Decided: From:' and 'To:' with '(mm/dd/yyyy)' labels. At the bottom, there are dropdown menus for 'Word Forms:' (set to 'None/Exact Match Only'), 'Proximity:' (set to 'Document'), and 'Result Order:' (set to 'Date Descending'). A 'SEARCH' button with a magnifying glass icon is at the bottom right.

Court: Court or District where case was decided.

Attorney: Attorneys for the appellant and/or appellee.

Judge: Presiding or authoring judge.

Judges: Other concurring or dissenting judges.

4.2 Word Forms

Along with using the full document search query box in conjunction with the advanced search fields, you can use some of the additional pull down menus to expand and narrow your searches.

This pull down menu takes the words that are in the full document search query box and expands them based on your selection.

Word Forms: None/Exact Match Only
Proximity: None/Exact Match Only
Result Order: Prefix Only, Suffix Only, Prefix and Suffix expansion, Any word forms (Thesaurus too)

SEARCH

4.3 Proximity

Another option is the proximity pull down menu, which narrows your search. Proximity allows you to narrow your search so that your results will include terms that appear in closer proximity to one another within the document. Choose from the list of proximity options below.

“Within 1,000 characters and 500 characters” are similar to large and medium size paragraphs respectively. The sentence option finds cases in which your keywords appear in the same sentence.

Word Forms: None/Exact Match Only
Proximity: Document
Result Order: Within1000char, Within500char, Sentence, Word

4.4 Result Order

Result order controls the sort order of the results. The default setting is “rank.” You can change how the results are displayed by choosing the date descending (most recent) or date ascending (oldest) options.

Word Forms: None/Exact Match Only
Proximity: Sentence
Result Order: Date Descending, Rank, Date Ascending

4.5 Using



casecheck™ automatically locates all cases that cite the case you are viewing and allows you to link directly to those cases.

The casecheck™ feature is currently available in the all reported case law libraries. When you conduct a search, pull up results and click on the full-text of a case, casecheck™ cases will appear in a separate frame to the right of the case. To access one of the cases that appear in casecheck™, simply click on the official cite.

(State v. Broom [1988], 40 Ohio St.3d 277, (1985), 470 U.S. 68, 105 S.Ct. 1087, 84

the defense's motion, the trial court declared use request for funds. However, Leonard did ary to his defense. In fact, Leonard's trial eed not consider an error that a defendant 7), 51 Ohio St.2d 112, 5 O.O.3d 98, 364 e only if it amounts to plain error. Crim.R. 52

ced by a lack of funds. In this case, however, ot explain how the failure to provide an is defense. See, e.g., State v. Nields (2001), ontest the rape charge, it is unclear what value i was found at the crime scene, the coroner did lty of rape.

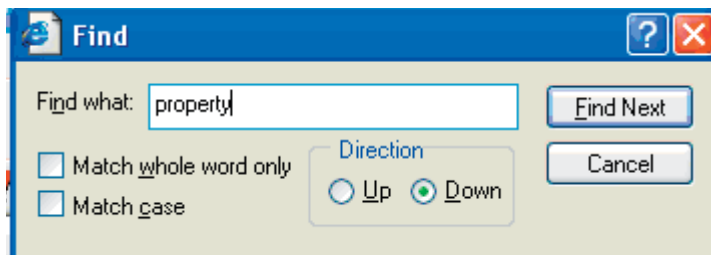
casecheck

- 2005-Ohio-4813 State v. Allen
- 2005-Ohio-4395 State v. Dissell
- 2005-Ohio-4413 Cleveland v. Gonzalez
- 2005-Ohio-3714 State v. Vinson
- 2005-Ohio-3580 State v. Muniz
- 162 Ohio App 3d 198 State v. Muniz
- 2005-Ohio-3477 State v. Dunn

4.6 Locating Your Keywords

Once you are viewing the full-text of a case, you can type (CTRL + F) on your keyboard or go to the Edit pull down menu and click search.

In the find dialog box type any keyword. This will allow you to conduct keyword searches within cases.



4.7 SuperCODE™

A new SuperCODE™ will be available that will automatically show the old section and listing of all session laws that have amended it in a split screen like the casecheck™ feature. SuperCODE™ will show the related session law even if in browse mode as well as in search mode. This will be one of the best code features of any publisher.

Casemaker is currently in the progress of installing SuperCODE™ on all states' statutory material. Since the amendments, repeals and new additional statutory laws are not codified weekly or monthly, this system allows you to see the statutes as they were last codified in the large screen on the left. Enacted session laws that effect the last codification will be shown in a smaller screen on the right. These listed session law enactments should be viewed to determine whether the later enactments alter the results of your research depending on the date of enactment.

§ 122.14
Statutes & Session Law
TITLE [1] STATE GOVERNMENT
CHAPTER 122: DEPARTMENT OF DEVELOPMENT
122.14 Roadwork development fund.

122.14 Roadwork development fund.

There is hereby created in the state treasury the roadwork development fund. The fund shall consist of revenue transferred to it by the director of budget and management from the highway operating fund created in section 5735.291 of the Revised Code and shall be used by the department of development in accordance with section 5a of Article XII, Ohio Constitution, to make road improvements associated with retaining or attracting business for this state. All investment earnings of the fund shall be credited to the fund.

Effective Date: 06-30-1995

© Lawriter Corporation. All rights reserved.

The Casemaker™ Online database is a compilation exclusively owned by Lawriter Corporation. The database is provided for use under the terms, notices and conditions as expressly stated under the online end user license agreement to which all users assent in order to access the database.

4.8 Casemaker Net Snippets

1 Launch Casemaker Net Snippets

To launch the Casemaker Net Snippets Bar, simply click the **'Snippets'** button located in your Internet Explorer's main toolbar. [More...](#) ([I can't see the button](#))

2 Capture Content

You can capture text, pictures, e-mails, files, web pages... just about anything. For example, start by saving part of a web page. Simply select a section and drag it to Casemaker Net Snippets. [More...](#)

3 Create Reports

With a single mouse click, snippets are merged into professional reports that can be delivered to customers or colleagues. [More...](#)

4 Learn More

Read the user's guide to learn how to:

- Start Using Casemaker Net Snippets
- Capture Content in different formats and from any source
- Manage Content
- Create Reports
- Package and Deliver your Research
- Customize Casemaker Net Snippets

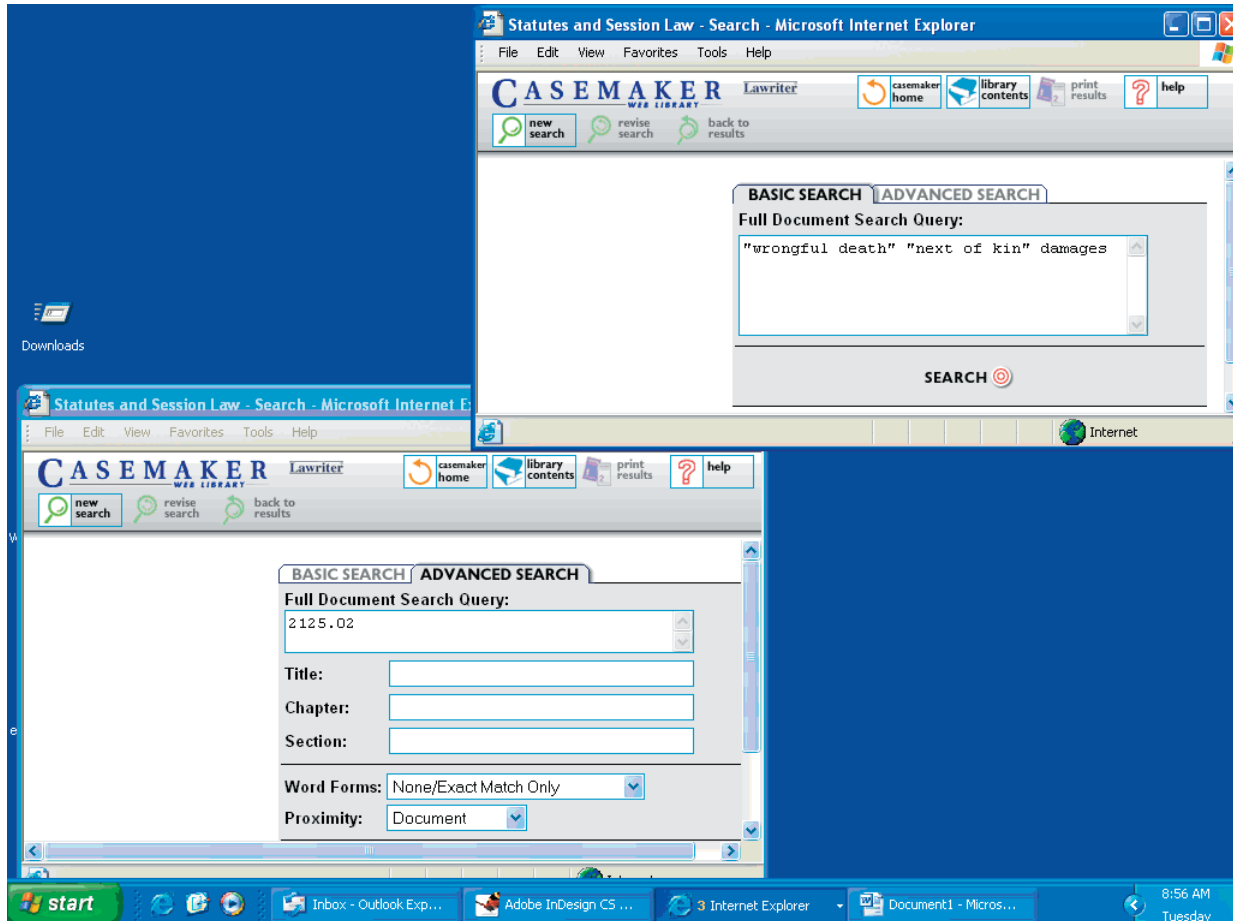
Casemaker Net Snippets is a powerful post-search tool. Capture, organize, and store your legal research using this easy-to-use tool. Go to <http://www.casemaker.us/netsnippets/> for more details.

To learn more about Casemaker, go to the Casemaker Learning Center at <http://www.casemaker.us>.

5.0 Additional Helpful Tips

5.1 Multiple Book Searches Using Multiple Browsers

Once you have navigated into Casemaker with Internet Explorer you can use this technique to open additional Internet Explorer windows. To open a new Internet Explorer window press CTRL and the letter N (CTRL + N), doing this numerous times allows you to open several windows and perform various searches at the same time (i.e. search statutes and case law at the same time). You are limited only by the memory on your computer.



To toggle between the windows you can use any of the following techniques:

1. Click on the application on the Windows Task Bar at the bottom of your screen.
2. Press the keyboard combination ALT + Tab
3. Minimize the current application to work on the hidden application.

5.2 Printing

When printing documents in Casemaker, you have several options. First, you can hit the print button on your Web browser and it will print the full text of the document you are viewing, but it will also print all of the Web graphics. For a printer-friendly copy of a case, statute, etc., click the print doc button on the Casemaker navigation bar and then hit the print button on your Web browser.

5.3 Copying a Case to a Word Processing File

To copy the entire case from Casemaker, click the print doc button on the navigation bar. This removes all of the Casemaker navigational graphics. All you are left with is the case. Now you can choose the select all choice from the edit menu on your Web browser (the keyboard shortcut for this is CTRL and the letter "A"). Then choose copy from the edit menu (the keyboard shortcut for this is CTRL and the letter "C") and move to the desired location and paste.

5.4 Frequently Asked Casemaker® Questions

Q. *Is there a number I can call if I have questions about Casemaker?*

A. Yes, call the Lawriter Corporation at 513-621-8148 and ask for Casemaker assistance during normal business hours from 9:00 a.m. to 5:00 p.m.

Q. *Where can I turn for help if I have questions after business hours?*

A. Click on the help button in the upper right-hand portion of the Casemaker navigation bar. Casemaker online help provides complete instruction on the use of Casemaker. You can also refer to the online tutorial or this hard-copy user manual.

Q. *I am having trouble logging on to the site, what could be wrong?*

A. There are several common problems users experience in this area:

- Make sure you are entering the information required by your state bar.

- Make sure you haven't misspelled anything.

- If the first two suggestions don't solve your problem, your computer may not be accepting "cookies," which are little bits of information saved on your computer that allows you to access the site. You might need to change your security settings to allow for cookies or at a minimum allow your browser to accept cookies from the www.lawriter.net Web site.

Q. *Is the Revised Code Annotated?*

A. No. However, due to Casemaker being a full-text searchable database, you can annotate the code on the fly. Simply type the code section you'd like to annotate into the basic search screen and hit search. (Ex. 2125.02). Casemaker will search through whatever book you are searching and pull up every case that contains that code section, annotating the code on the fly.

Q. *How do I search for an individual case if I have the official citation?*

A. Pick the book where the official citation would appear and click on the search option. Once you are in the search screen, click on the "Advanced Search" tab. You will see the cite field. Simply type the exact citation in the cite field and you will pull up that case.

Q. *How do I search for an individual case if I know the case name?*

A. Pick the book where the case would appear and click on the search option. Once you are at the search screen, click on the "Advanced Search" tab. You will see the cite field. Take your mouse and click the radio button directly above the cite field that says, "case name." By changing to "case name" the cite field is now expecting you to plug in a case name instead of an official citation. Simply type in one or both of the parties names and hit search. You should not put in the v. or even the full case name, just the most unique portions of each parties name. And, if one of the parties names is very unique, only one of the parties names is necessary.

Q. *Can I search multiple books at the same time?*

A. Currently the Casemaker doesn't allow you to search multiple books using built-in search functionality. However, utilizing tools built in to your Web browser, you can open additional versions of your Web browser and search different books almost simultaneously.

Once you are in Casemaker, you can press "CTRL" and the letter "N" (CTRL +N) to quickly open another browser. Doing this numerous times allows you to open several windows and perform various searches at the same time (i.e. search statutes and search case law). You are limited by the memory on your computer.

Q. How does the search engine decide the rank of search results?

A. The ranking algorithm takes into consideration relative word ordering, word proximity, database frequency, document frequency, and position in text.

Q. How can I narrow my search results? It is returning too many results.

A. There are several things you can do to narrow your search, including:

- Add additional key words to your search, using the revise search button.
- If you are searching for a phrase, make sure you are placing the phrase inside of quotes.

(Ex. "next of kin")

- Utilize the tools available to you in the Advanced Search Screen that allow you to narrow the proximity in which your key words/phrases appear, utilize the fields in conjunction with key words in the full document search query or use the date range option.

Q. Why do I keep getting an error message saying "No documents matching your search query could be found?"

There are several reasons you are getting this error message, including:

- You have developed too narrow of a search. Consider reducing the number of key words or phrases in your search query.
- You might have misspelled one of the words in the search string, field entry, etc. Casemaker search logic looks for the exact spelling of key words.
- Make sure you are searching the correct book.

Q. Why does the URL change when I click the Enter Casemaker button?

A. The actual Casemaker is located on the Lawriter web site located in Cincinnati. When you access Casemaker you are transferred to the Lawriter site.

Q. Why does the End User License Agreement (EULA) come up when I hit "search"

A. The EULA may be scheduled to pop up periodically, depending upon your state bar's contractual obligations to Lawriter.